

Appendix A2 | The Studio Technical Specification

The current version of this document forms part of your contract.

STUDIO TECHNICAL SPECIFICATION

V3.0 07.20

Table of Contents

1 | Stage Information

- 1.1 | Stage Information Overview
- 1.2 | Seating Capacity Overview
- 1.3 | Flooring Details
- 1.4 | In-House Cloths and Masking

2 | Accommodation

- 2.1 | Accommodation Information Overview

3 | Studio Plans

- 3.1 | Ground Plan
- 3.2 | Seating Rake Plan

4 | Lighting Equipment

- 4.1 | Lighting Desk
- 4.2 | DMX Distribution
- 4.3 | Theatre Luminaries
- 4.4 | Dimmer Rack
- 4.5 | Lighting Rig Plan/Bar Layout (Not to Scale)

5 | Sound Equipment

- 5.1 | Sound Desks
- 5.2 | Speakers
- 5.3 | Amps
- 5.4 | Sources
- 5.5 | Microphones

6 | Projection and Presentation Equipment

7 | Contact Information

- 7.1 | Technical Department
- 7.2 | Events Department
- 7.3 | Communications Department

8 | Parking Information

1 | Stage Information

1.1 | The Studio Theatre is a multi-purpose space and hence has no fixed seating. When the seating rake is not in use the space within the dim out tabs measures 15m x 7.5m. The seating rake comprises of 18 Doughty Easydeck Staging Units 1000mm x 1000mm frames.

Each row comprises of 6 units:

- First row height of 250mm
- Second row height of 500mm
- Third row height of 750mm

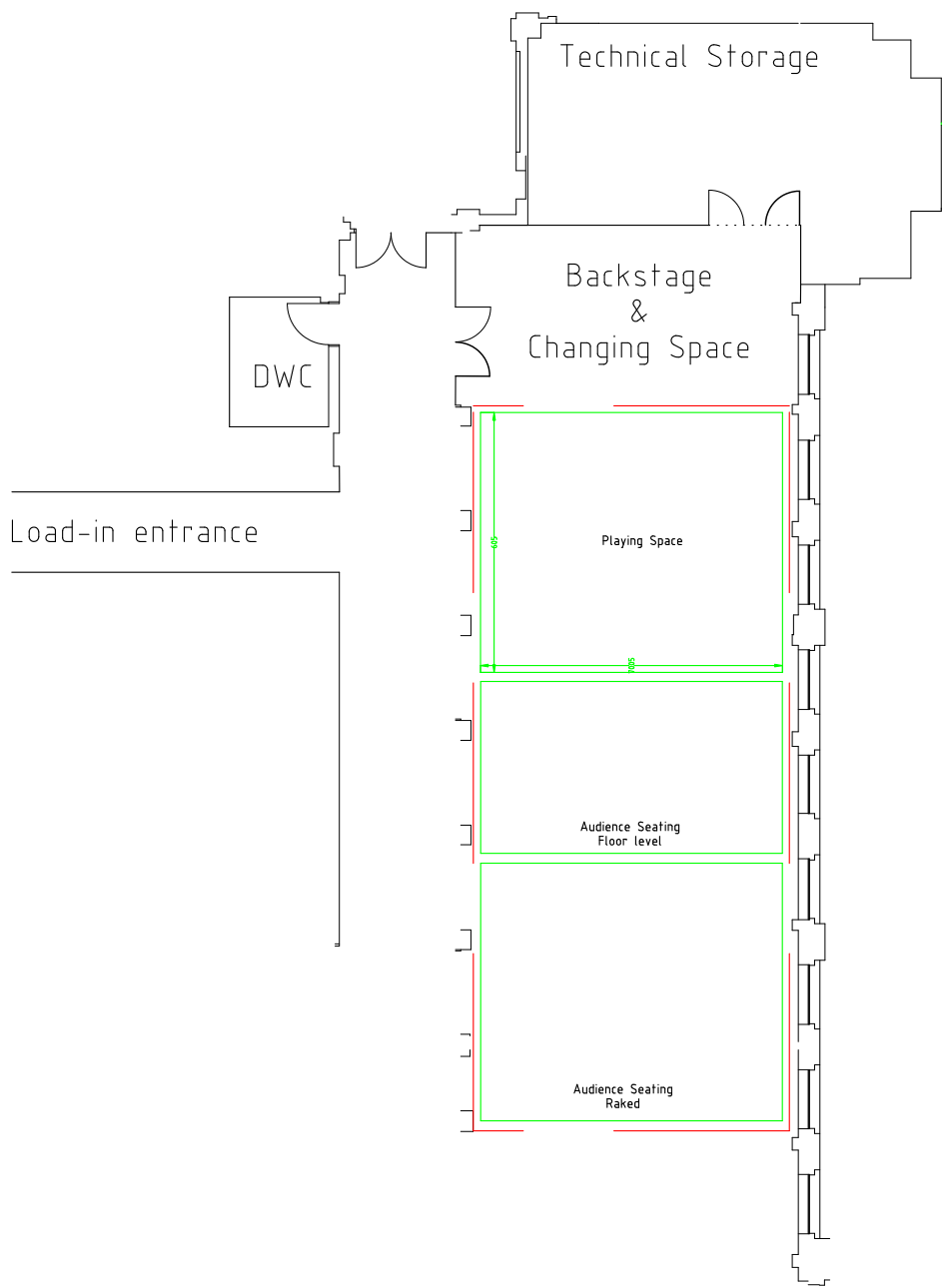
1.2 | The total seating that can be placed on the seating rake is 42 chairs. We have the ability to increase the capacity to 80 with rows on the floor and this would be set out as standard. We also have the ability to increase to 110 but this limits the performance space and would be most suitable for a presentation and/or a solo performer such as a Stand-Up Comedian/Singer. If you require a different lay out then this must be agreed by completing a Venue Layout Document and this must be done before a show/event goes on sale.

1.3 | The Studio has a Le Mark Sonata Compression Matt Black Dance floor. Information can be found here regarding its specifications (<https://www.lemarkfloors.co.uk/sonata-foam-sprung-dance-floor/>). The Dance floor is suitable for all types of footwear, with the exception of stiletto heeled shoes. Under no circumstances will these be allowed to be used with the dance floor and any damage caused by the incoming Company will be recharged at the cost of the repair or replacement by Le Mark.

2 | Accommodation

2.1 | Current accommodation comprises tables and chairs located behind the curtain which separates the performance space and the temporary backstage area. Full length mobile dance mirrors can be made available upon request. The current toilet facility for The Studio is shared with members of the public and is primarily used as an accessible toilet. There are currently no shower facilities backstage. Power consists of several domestic 13 amp sockets at various locations backstage.

3.1 | Studio
Ground Plan



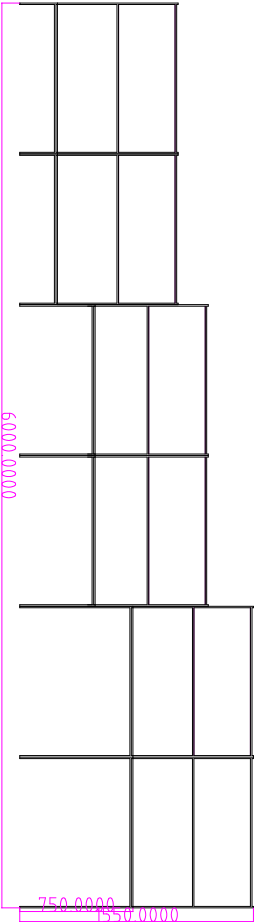
Denotes Curtains

The Albany Theatre Studio
Ground Plan
1:175 Printed A4

Date
15-07-2020

Drawn by
D Tilley

Version
1.1



Floor Level

3.2 | Studio Seating Rake Plan

Scale-1:50 Printed A4
All units in MM

Drawn By DT	Date 14-07-2020	Studdio Theatre Seating Rake Section View	Venue: Space:	Version 1
-------------	-----------------	---	---------------	-----------

4 | Lighting Equipment

4.1 | Lighting Desk: Zero 88 FLXS24 control console

A manual for the Lighting desk can be found here

<http://zero88.com/manuals/FLX%20S%20User%20Manual%20v1.pdf>

4.2 | DMX Distribution: Zero 88 Split2.8 RDM DMX/RDM data distribution unit

Information regarding this unit can be found here

<http://zero88.com/products/control/split28/index.shtml>

4.3 | Theatre Luminares

12 x LEDJ Performer RGBWA wash lanterns on 16amp plug tops

The Manual for these fixtures can be found here

http://www.prolight.co.uk/ftp-in/LEDJ252A_ManualMKII.pdf

4 x ETC Source 4 Junior zoom profile lanterns 25° to 50° on 16amp plug tops and lamps

4.4 | Dimmer Rack


1 no. Zero 88 Chilli Pro 2410i Bypass Rack having the key features of

- 24 channels of 10Amp dimming^[T]_{SEP}
- 24 channels with 24 true bypass switches with visual indication of bypass

Information regarding the smart rack can be found here

<http://zero88.com/products/dimmers/chillibypass/chillipro2410ibypass/index.shtml>

4.5 | Lighting Rig
Plan/Bar Layout
(Not to Scale)



5 | Sound Equipment

5.1 | Sound Desks

Soundcraft EPM12 mixing desk

Soundcraft SI Impact

5.2 | Speakers

4 x Electrovoice EVID 6.2 full range speaker

2 x 15-inch passive tannoy speakers

2 x 12-inch passive tannoy speakers

5.3 | Amps

2 x Electrovoice Q44 2 x 450-watt amplifiers^{[L][SEP]}

5.4 | Sources

Tascam CD200iL with iPod docking station and mini jack connector

5.5 | Microphones

Audio Technica System PRO 10 wireless microphone (**rechargeable Item**)

1 x ATW – 1301 Body pack and tie clip (AT829CW) (**rechargeable Item**)

1 x ATW – 1302 Handheld (**rechargeable Item**)

2 x Shure SM58 vocal microphone^{[L][SEP]} (**rechargeable Item**)

2 x Shure SM57 instrument microphone^{[L][SEP]} (**rechargeable Item**)

4 x Boom Arm Microphone Stands^{[L][SEP]}

Various lengths of XLR mic cable

6 | Projection and Presentation Equipment

Optoma EH400

4000 ANSI Lumens 1.47-1.63:1 throw ratio

VGA and HDMI connections are available

7 | Contact Info

7.1 | If you have any questions about the Venue and its technical facilities please don't hesitate to contact a member of the technical department and they will be happy to assist you.

Dan Tilley

Technical Manager

Email: Dan.Tilley@albanytheatre.co.uk

We will respond to any questions regarding the technical facilities about The Albany Theatre as soon as we can.

7.2 | For any other questions about The Albany Theatre contracts and bookings please contact the Events Management Department

Emma Worrall

Email: emma.worrall@albanytheatre.co.uk

7.3 | For any questions regarding promotions and marketing please contact our Communications department

Kay Greene

Email: Kay.greene@albanytheatre.co.uk

8 | Parking Info

On-Site Parking:

By prior arrangement only, ATT can provide parking passes for up to two vehicles for The Studio per event or performance. Passes must be requested in advance of the Company's arrival. Exceptional parking (large vehicles) must be applied for at least seven days before the event.

13 Amp Power is available for tour buses at Parking site at the time of writing. Please supply your own extension cables and convertors.

Any vehicle can be unloaded at the Studio entrance but must be moved once unloaded.

Additional parking is available in a multi-storey car park next to the Venue. Parking on site is on private land that the ATT does not control.

ATT is not responsible for the cost of parking, loss, damage or parking fines to any vehicle parked on or off site.