

**Appendix A1 | Main Auditorium Technical Specification**

*The current version of this document forms part of your contract.*

# MAIN AUDITORIUM TECHNICAL SPECIFICATION

V3.1 07.20



## **Table of Contents**

### **1 | Stage Information**

- 1.1 | Stage Information Overview
- 1.2 | Stage Dimensions
- 1.3 | Fly Tower Details
- 1.4 | In-House Cloths and Masking

### **2 | Accommodation**

- 2.1 | Accommodation Information Overview
- 2.2 | Dressing Room Dimensions/Capacities
- 2.3 | Facilities and Sundries

### **3 | Lighting Equipment**

- 3.1 | Lighting Desk
- 3.2 | DMX Universes
- 3.3 | Lighting Bars
- 3.4 | Available Lanterns and Specialist Equipment
- 3.5 | Power
- 3.6 | Pyro Control

### **4 | Sound Equipment**

- 4.1 | Sound Desks
- 4.2 | Output Control & Amplification
- 4.3 | House Speakers fixed – not moveable
- 4.4 | Foldback Speakers
- 4.5 | Playback Options
- 4.6 | Power
- 4.7 | Microphones
- 4.8 | DI Boxes
- 4.9 | Communications

### **5 | Projection and Presentation Equipment**

- 5.1 | Projectors
- 5.2 | AV Receiver
- 5.3 | AV Cable Runs and Control Positions

### **6 | Stage Plans**

- 6.1 | Main Auditorium Stage Plans

### **7 | Hanging Plot (template to be returned)**

### **8 | Fly Bar Distance Information**

### **9 | Contact Information**

- 9.1 | Technical Department
- 9.2 | Events Department
- 9.3 | Communications Department

### **10 | Parking Information**

## 1 | Stage Information

1.1 | The theatre has a proscenium stage with slight rake, fly tower with 30 double purchase counterweight fly bars. The stage has a removable (upon request) forestage extension with 4 winch bars above and separate house tab system. There is a safety curtain behind the proscenium arch which is situated in an unusual place. (please see the stage plan)

There is a scenery dock to the rear with roller shutters loading entrance stage left of the dock which is at stage level. There are wings of limited height and depth to both sides of the stage which run from the dock to the forestage. There is an entrance between the dock and the rear centre of the stage.

### 1.2 | Stage Dimensions

Item	Without stage extension (meters)
Stage width (behind pros arch wing wall to wing wall)	11.70
Stage width fore stage (wing wall to wing wall)	16.69
Stage depth with extension	10.34
Stage depth with extension removed	9.13
Dock entrance width from stage	3.60
Dock entrance height from stage	2.45
Wing width	1.20
Wing height at lowest point	2.58
Dock width	4.99
Dock height at lowest point	2.86
Dock length	8.83
Load in width	2.40
Load in height	3.00

### 1.3 | Fly Tower Details

Grid Height	10.93m
Bar quantity	30 Counter Weight
Bar diameter	48mm
Bar length	9.11m
Maximum bar load evenly spread	250 KG
Maximum grid load	

### 1.4 | In-House Cloths and Masking

Black Gauze (**rechargeable Item**)  
Blue Velvet Tabs (**rechargeable Item**)  
Pink Velvet Tabs (**rechargeable Item**)

Star Cloth (**rechargeable Item**)  
Silver Slash Curtain (**rechargeable Item**)  
White Cyc Cloth

**Please be aware that our safety curtain is in an unusual position**

## 2 | Accommodation

### 2.1 | The accommodation of the theatre comprises of:

- 7 permanent dressing rooms all on the ground floor
- Green Room on the ground floor (which can be split in two to make an eighth dressing room)
- Ladies and Gents toilets are on the 1st floor alongside the stage

Dressing room 1 and 2 are stage right side.

Dressing room 3 and 4 are to the rear of stage right. Dressing room 5, 6 & 7, Green Room are behind the dock.

### 2.2 | Dressing Room Dimensions/Capacities

Dressing Room number	Length	Width	Maximum Occupancy
1	2.42m	2.33m	5
2	2.42m	2.33m	5
3	2.33m	2.37m	6
4	4.06m	2.47m	11
5	5.41m	2.22m	14
6	4.03m	2.75m	11
7	5.32m	2.52m	14
8*	7.72m	3.73m	28

*\*Curtained off section of the Theatre's Green Room*

All dressing rooms are equipped with sound show relay and backstage call system

### 2.3 | Facilities and Sundries

The Albany Green Room is equipped with the following:

- Washing machine
- Tumble dryer
- Fridge
- Freezer
- Microwave
- Kettle
- Selection of mugs and plates

All visiting companies are welcome to use these facilities during their stay. Before vacating the Venue, the fridge and freezer must be emptied and anything that has been used needs to be washed up

All Albany Theatre staff always have access to the Green Room, as it is also a staff area to prepare food and hot drinks.

### **3 | Lighting Equipment**

#### **3.1 | Lighting Desk:** Zero 88 Orb XF

#### **3.2 | DMX Universes:** 4

1	In house generic rig
2	In house intelligent equipment
3	Toured Equipment
4	Spare

#### **3.3 | Lighting Bars**

1x Balcony Bar – 12 Channels

2x FOH slip Bars – 6 Channels Each

2x Advance Bars – 12 Channels Each, down stage of the safety curtain

2x Advance slips – 6 Channels Each

3x IWB Bars (bars 3, 13 and 23) – 12 Channels each, up stage of the safety curtain

2x Stage Socapex – 6 Channels Each

#### **3.4 | Available Lanterns and Specialist Equipment**

##### **3.4.1 | PROFILES**

8 x ETC Source 4 19o

6 x ETC Source 4 Junior Zoom

1 x Strand Patt 264/263/263A

1 x Strand Harmony 15o/28o

10 x ETC Source 4 zoom 15/30

6 x Pacific Profiles.

6 x Strand SL 15/32

2 x Strand SL 23/50

##### **3.4.2 | FRESNELS**

24 x Strand Patt 223/743 1k

##### **3.4.3 | BEAM LIGHTS**

30 x Parcan Par64 Long nose

2 x Parcan Par64 Short nose double yoke

##### **3.4.4 | FLOOD UNITS**

4 x Thomas 6 Unit

### **3.4.5 | SPECIALISED**

2 x UV Canons **(rechargeable Item)**

2 x Skytech Pin Spots

Birdies

1 x Mirror Ball **(rechargeable Item)**

### **3.4.6 | FOLLOW SPOTS (rechargeable Item)**

2 x Robert Juliat Korrigan

### **3.4.7 | LED Fixtures and Moving lights (rechargeable Item)**

LEDJ Performer 18 RGBWA LED Pars (13amp) 10 available. (extra units may be available upon request)

6 x Claypaky Axcor 300 spots **(rechargeable Item)**

4 x Chauvet Rouge rx2 Washes **(rechargeable Item)**

### **3.4.8 | Atmospheric FX**

1 x Le Maître MVS Haze Machine **(rechargeable Item)**

1 x Fogtec VS-1500 Smoke machine **(rechargeable Item)**

### **3.4.9 | Gel**

A small selection of LEE filters is available **(rechargeable Item)**

### **3.4.10 | Gobos**

A small selection of gobos and gobo holders are available

## **3.5 | Power**

2, 63a 3 phase ceeform supplies are located on the dimmer floor stage left ( 10 meter cable is required to run these from stage level.

Various 13-amp outlets at stage level.

## **3.6 | Pyro Control**

Le Maitra Pyroflash 6-24 **(rechargeable Item)**

There are 2 angled firing pods for confetti cartridges located on the fly and dimmer floor and 2 loose double firing pods available. Please be aware that pyro control is located at the lighting desk.

## **4 | Sound Equipment**

### **4.1 | Sound Desks**

Soundcraft Vi1 32 inputs; 24 outputs at desk

Soundcraft Compact Stage Box 32 inputs; 8 outputs; 8 digital outputs

### **4.2 | Output Control & Amplification**

2 \* NEXIA Controller, 3 \* WX3A System Controllers 5\*CrownK1 3 \* Crown K2 2 crown XCS1502

### **4.3 | House Speakers fixed – not moveable**

2 \* Martin Wavefront WS2 (Left and Right), 5 Martin Wavefront W2 (2 Left, 2 Right, 1 centre (flown))

### **4.4 | Foldback Speakers**

2 \* HK Active DART (Wedges) 2 \* DB Active Wedges

### **4.5 | Playback Options**

Tascam CD401 CD Player

Windows PC running Multiplay (WAV file format only)

### **4.6 | Power**

1, 63 single phase ceeform supply rated at **40 amps** located down stage right. This is a dedicated clean supply for sound power.

### **4.7 | Microphones**

Trantec S5.5 Radio mics (**rechargeable Item**)

16 Belt packs

3 Handheld

(note only 12 radio microphones can be used at once)

4 Adaptors available to convert Trentec 4 pin xlr to screw mini jack

4 x Sure SM58 (**rechargeable Item**)

5 x Sure SM57 (**rechargeable Item**)

3 x Shure BG 4.1 (**rechargeable Item**)

1 x Shure BG 3.1 (**rechargeable Item**)

5 x PZM Crown PCC160 (**rechargeable Item**)

2 x PZM Coherent Mic-200a (**rechargeable Item**)  
2 x AKG C451 Eb (**rechargeable Item**)  
1 Drum Mic Set and clips(**rechargeable Item**)  
1 x Shure Beta 57A (**rechargeable Item**)

#### **4.8 | DI Boxes**

4 x Behringer ULTRA-DI DI100 DI Box (**rechargeable Item**)  
2 X Ultra G Audiobox AV01-2 (Stereo) (**rechargeable Item**)  
1 x Artsesories direct DI (**rechargeable Item**)

A small selection of mic stands are also available

#### **4.9 | Communications**

A Cans system is provided for fixed control positions listed below:

- Lighting control
- Sound control
- Prompt desk
- Front of house tabs
- Fly rail
- Follow spot 1 control position
- Follow spot 2 control position

A show call system is also provided from prompt desk to all dressing rooms and Green Room



## **5 | Projection Equipment**

### **5.1 | Projectors**

**FOH Circle:** NEC PA550W with NP132L Lens

5500 ANSI Lumens 16:10 ratio

**Over Stage:**

NEC NPUM330w

### **5.2 | AV Receiver**

Marantz SR7013 11.2 AV Receiver

Information on this receiver can be found at the link below

<https://petertyson.co.uk/marantz-sr7013-11-2-av-receiver>

### **5.3 | AV Cable Runs and Control Positions**

There are 2 designated control positions for AV dependent on which projector you wish to control.

Position 1, Prompt desk.

Either/or both can be controlled from this position.

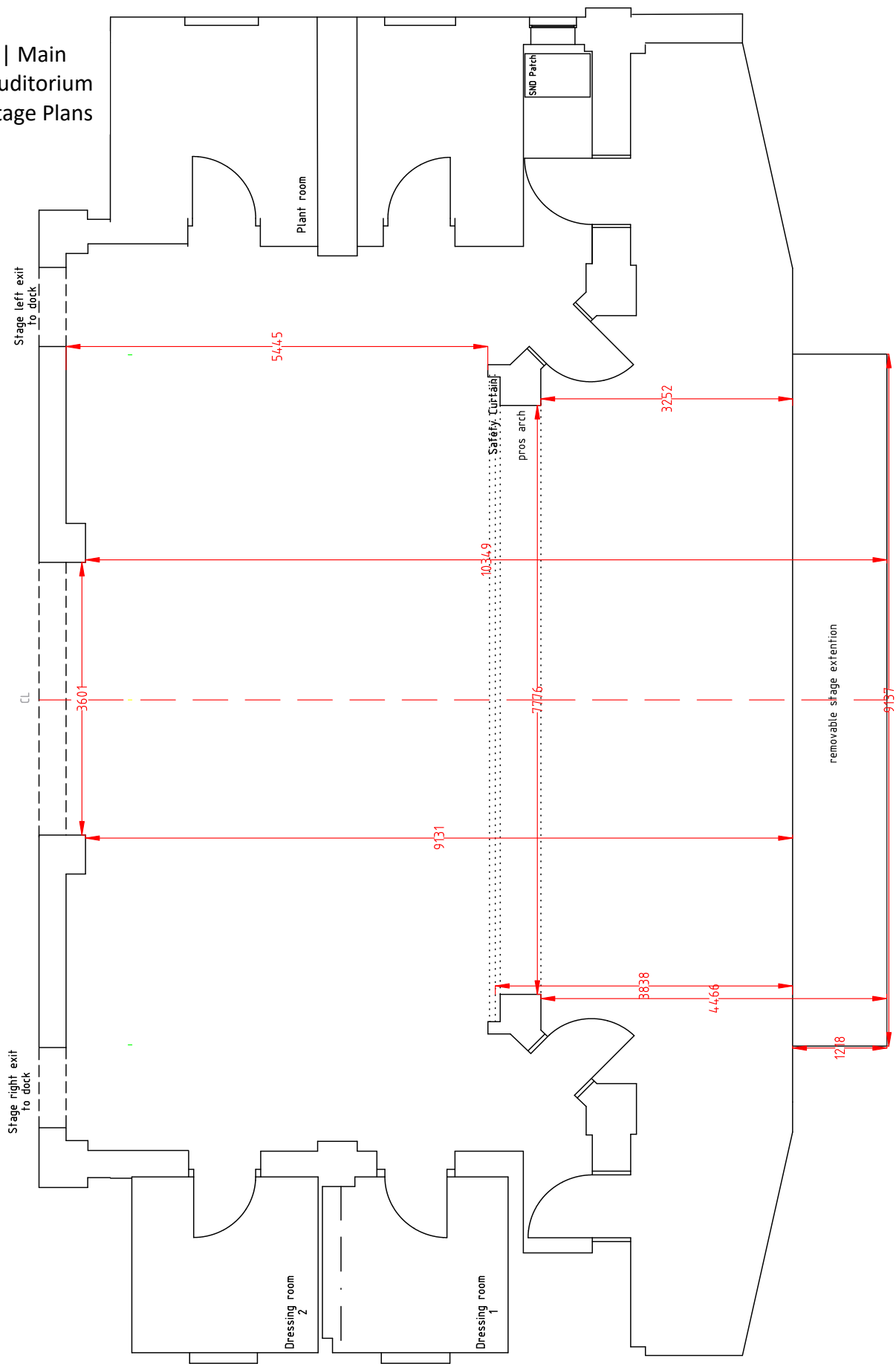
The short throw can be controlled by either HDMI or VGA with a direct cable run to the projector hung on a fly bar. This is not utilizing Marantz AV receiver

The projector hung on the FOH circle bar can be controlled via a 25m boosted HDMI cable run to the control position and plugged into the Marantz AV receiver.

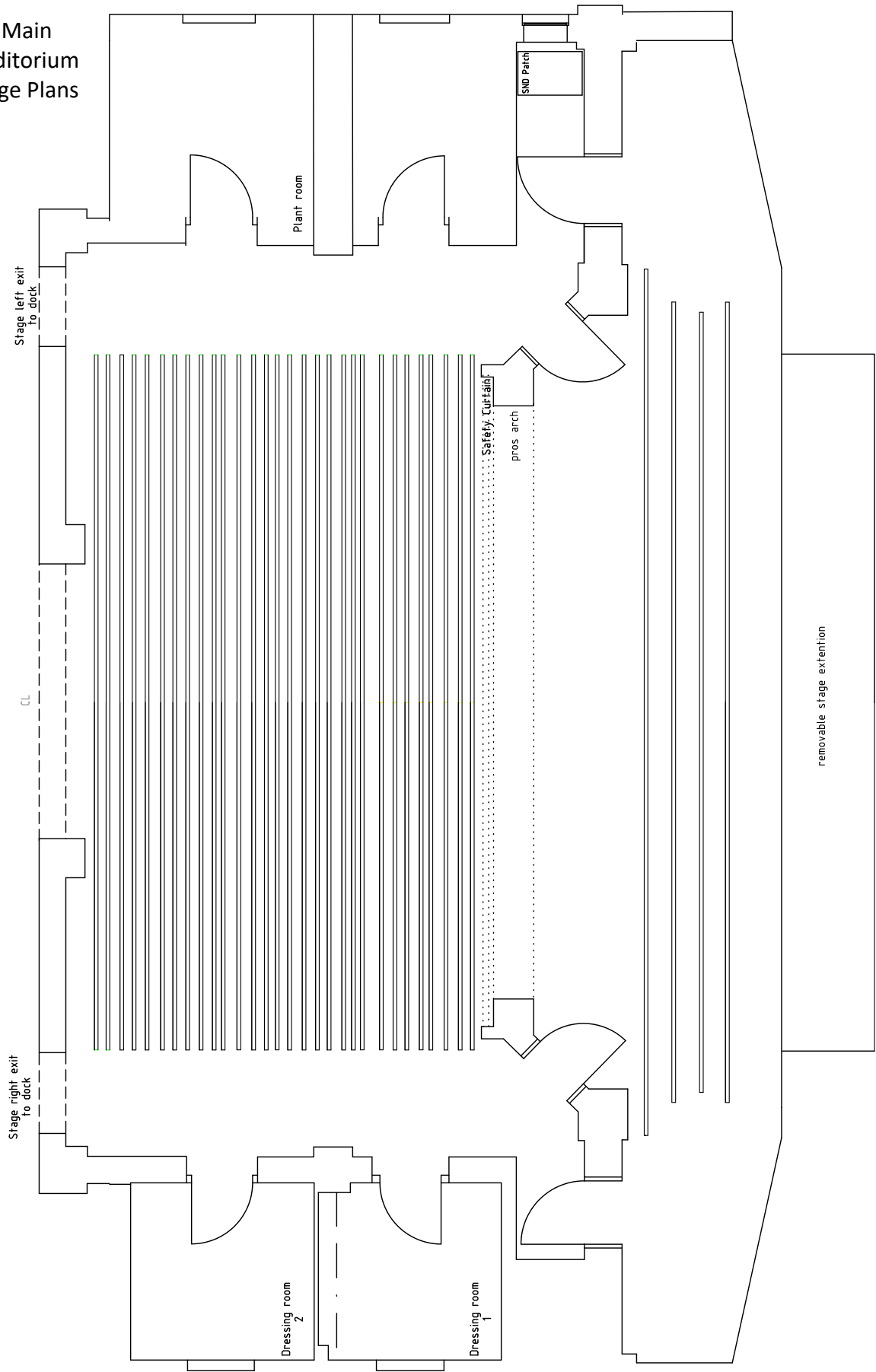
Position 2, Control position.

The projector hung on the FOH circle bar can be controlled by patching into the Marantz AV receiver via HDMI only.

6 | Main  
Auditorium  
Stage Plans

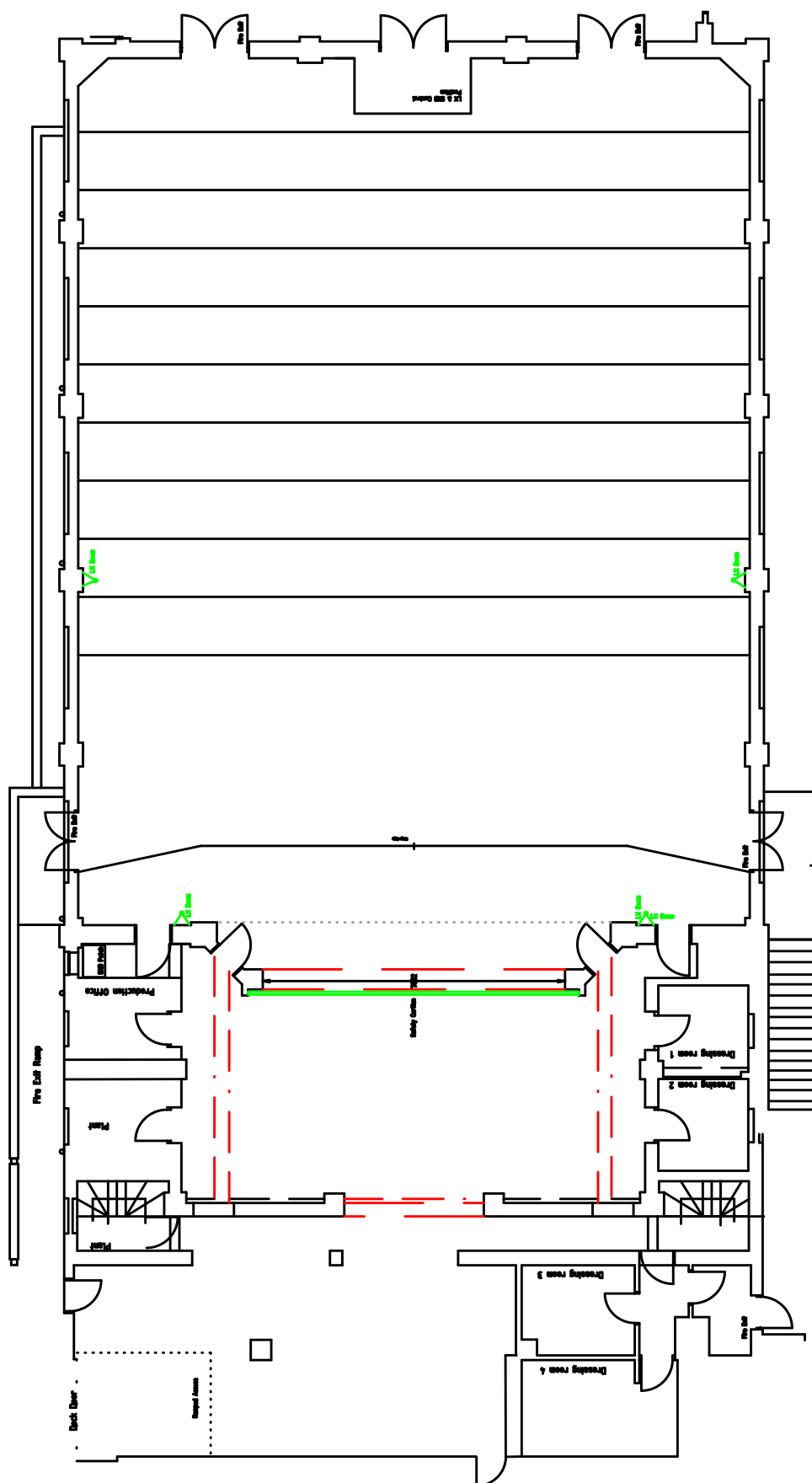


6 | Main  
Auditorium  
Stage Plans

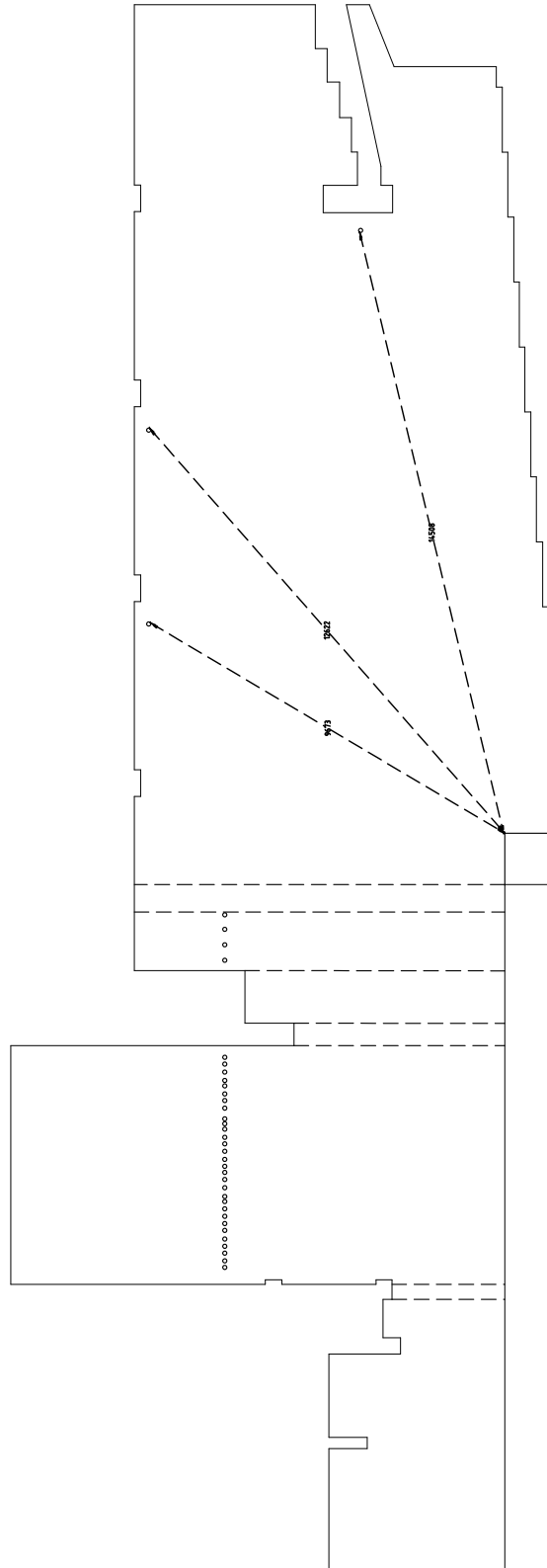


Drawn by D Tilley ATT Technical Manager	The Albany Theatre Coventry Main House	Scale 1.75 Printed at A4	Version 1.2
--	---	-----------------------------	----------------

## 6 | Main Auditorium Stage Plans



6 | Main  
Auditorium  
Stage Plans



Drawn by  
D Tilley

Date  
15-07-2020

The Albany Theatre Main House  
Section  
1:175 Printed A4

Version  
1.1

## 7 | Hanging Plot

Bar number	SWL evenly spaced (KG)	Description Venue Standard	Weight KG	Description Incoming Production	Weight KG
FOH TAB TRACK	NA	Fixed position house tabs			
ADV 1	250	House Boarder			
ADV 2	250	LX IWB			
ADV 3	250	LX IWB			
ADV 4	250	LX IWB			
CW 1	250	Venue Boarder			
CW 2	250	Venue Soft legs			
CW 3	250	LX 1 Permanent			
CW 4	250				
CW 5	250				
CW 6	250				
CW 7	250				
CW 8	250				
CW 9	250				
CW 10	250				
CW 11	250	Venue Boarder			
CW 12	250	Venue Soft Legs			
CW 13	250	LX 2 Permanent			
CW 14	250				
CW 15	250				
CW 16	250				
CW 17	250				
CW 18	250				
CW 19	250	Venue Boarder			
CW 20	250	Venue soft Legs			
CW 21	250				
CW 22	250				
CW 23	250	Cyc Floods Permanent			
CW 24	250				
CW 25	250				
CW 26	250				
CW 27	250				
CW 28	250				
CW 29	250	Venue CYC			
CW 30	250	Venue Star Cloth			

Please return to the technical department prior to you get-in

## 8 | Fly Bar Distances

All measurements are to the centre of the bar

Bar Number	Distance from DS Edge Without Stage Extension (MM)	Distance from DS Edge with Stage Extension (MM)	Distance to next upstage bar (MM)
ADV 1	708	1926	0340
ADV 2	1044	2262	0363
ADV 3	1414	2632	0363
ADV 4	1777	2995	2277
CW1	4053	5271	0159
CW2	4212	5430	0187
CW3	4399	5617	0197
CW4	4596	5814	0128
CW5	4724	5942	0188
CW6	4912	6130	0155
CW7	5068	6286	0178
CW8	5246	6464	0251
CW9	5497	6715	0115
CW10	5612	6830	0128
CW11	5740	6958	0191
CW12	5931	7149	0154
CW13	6084	7302	0174
CW14	6258	7476	0190
CW15	6448	7666	0163
CW16	6611	7829	0142
CW17	6753	7971	0166
CW18	6920	8138	0193
CW19	7113	8331	0118
CW20	7319	8537	0171
CW21	7437	8655	0176
CW22	7608	8826	0170
CW23	7784	9002	0202
CW24	7954	9172	0170
CW25	8115	9333	0162
CW26	8317	9535	0181
CW27	8487	9705	0154
CW28	8648	9866	0154
CW29	8829	10047	0163
CW30	8983	10201	0193

## 9 | Contact Info

9.1 | If you have any questions about the Venue and its technical facilities please don't hesitate to contact a member of the technical department and they will be happy to assist you.

## 9 | Contact Info

9.1 | If you have any questions about the Venue and its technical facilities please don't hesitate to contact a member of the technical department and they will be happy to assist you.

Dan Tilley

Technical Manager

Email: [Dan.Tilley@albanytheatre.co.uk](mailto:Dan.Tilley@albanytheatre.co.uk)

We will respond to any questions regarding the technical facilities about The Albany Theatre as soon as we can.

9.2 | For any other questions about The Albany Theatre contracts and bookings please contact the Events Management Department

Emma Worrall

Email: [emma.worrall@albanytheatre.co.uk](mailto:emma.worrall@albanytheatre.co.uk)

9.3 | For any questions regarding promotions and marketing please contact our Communications department

Kay Greene

Email: [Kay.greene@albanytheatre.co.uk](mailto:Kay.greene@albanytheatre.co.uk)



## 10 | Parking Info

### On-Site Parking:

**By prior arrangement only**, ATT can provide parking passes for up to three vehicles for the main auditorium per event or performance. Passes must be requested in advance of the Company's arrival. Exceptional parking (large vehicles) must be applied for at least seven days before the event.

13 Amp Power is available for tour buses at Parking site at the time of writing. Please supply your own extension cables and convertors

Any vehicle can be unloaded at the dock door but must be moved once unloaded.

Additional parking is available in a multi-storey car park next to the Venue. Parking on site is on private land that the ATT does not control.

ATT is not responsible for the cost of parking, loss, damage or parking fines to any vehicle parked on or off site.